

Department of Finance and Administration

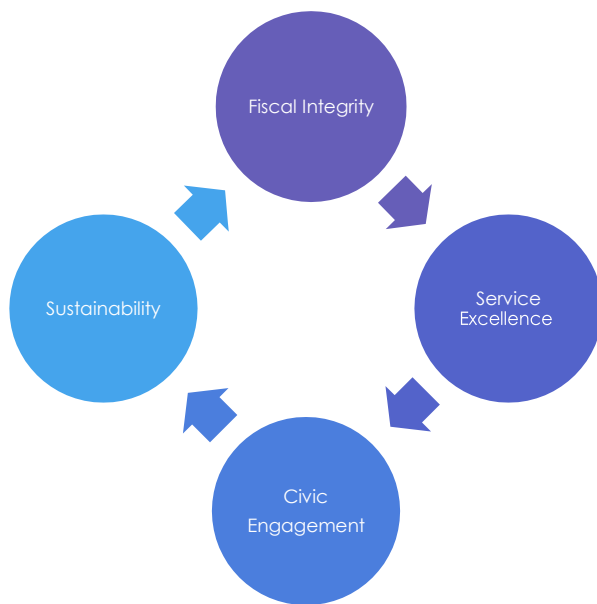
2018 Annual Report

Lynn Galyardt, Director
Cindy Baker, Accounting Assistant

Executive Summary

The Department of Finance and Administration is responsible for overseeing the day to day financial and administrative aspects of the Village in accordance with the policies established by the Village Board. The four strategic Values for Outcomes are also used as a guideline to make sure the goals and expectations are being met.

VALUES FOR OUTCOMES



Fiscal Integrity:

Provide strong current and future financial stability.

Civic Engagement:

Promote public spaces, community values and transparent communications.

Service Excellence:

Provide solution-based innovative services.

Sustainability:

Preserve and promote Village resources.

Here are some statistics from 2018:

- Assisted 6,826 voters in four elections.
- Processed 629 building permits generating \$77,471.51 in revenue.
- Along with the Community Events Committee hosted three successful events for residents - the Fourth of July Parade, the 5k walk/run, and the Village Picnic.
- Administered collection of 1,678 tax bills totaling \$18,791,604.42.

2018 Highlights

Received the International City/County Management Association (ICMA) Center for Performance Measurement, Certificate of Distinction for Performance Measurement; Government Finance Officers' Association (GFOA) Certificate for Excellence in Financial Reporting, and the GFOA Distinguished Budget Award.

2018 Board of Review was held. The average assessment increase was 2.72%.

Administered both B-Bond borrowing Voluntary Municipal Water Projects.

The Village continued to retain its Aa2 bond rating.

Successfully held four Elections.

2017 audit was completed with no new material weaknesses.

Financial

The Village received the following grant funding:

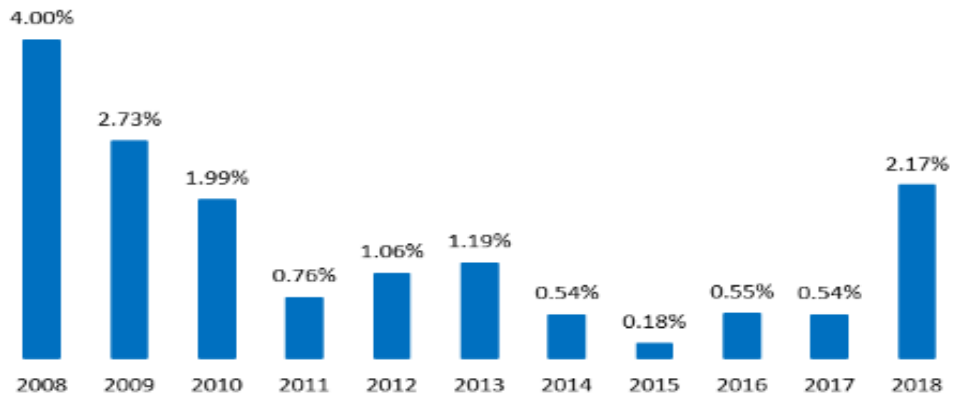
	Funds Awarded	Funding Received
CDBG	5,598.00	5,522.45
Household Hazardous Waste Collection	6,245.00	5,861.71
Prescription Drug Collection	3,580.00	3,580.00
Recycling Grant	25,634.00	25,634.00
Police Department Specialized Program Grant	397.50	397.50
Bullet Proof Vest Grant	800.00	800.00
2017 Fund for Lake Michigan Phase 1	50,000.00	50,000.00
Fund for Lake Michigan Phase 2	65,000.00	30,000.00
Total	157,254.50	121,795.66

The 2019 Budget was approved with a proposed property tax levy increase of 0.281% over 2018.

The Village received \$171,407.27 in investment interest income in 2018, which is \$95,107.99 more than the interest received in 2017. This was primarily due moving investments to Cornerstone Community Bank ICS Investment Program and to market expectations of Federal Reserve rate hikes based on continued economic growth, higher inflation expectations, and continued low unemployment rates.

The chart below shows the changes in the annual investment rate of return.


Investment Annual Rate of Return



Awards



The Government Finance Officers Association (GFOA) completed the review of our 2018 Budget document and have issued the Village their Distinguished Budget Award. This is the eleventh consecutive year the Village has received this award.



The Village received the Certificate of Achievement for Excellence in Financial Reporting for the Comprehensive Annual Financial Report for the fiscal year ended on December 31, 2017 from the Government Finance Officers Association. This is the eighth consecutive year the Village has received this award.



The International City/County Management Association Certificate of Excellence for Performance Measurements was received. This is the eighth consecutive year the Village has received this award.

Elections

Four elections were held. The chart below shows the voter turnout by election for the past five years:

Voter Turnout	2018	2017	2016	2015	2014	2013
Spring Primary	31.10%	16.80%	27.04%	n/a	n/a	16.12%
Number of Voters	960	570	912			547
Spring Election	49.89%	24.97%	68.06%	33.62%	19.25%	9.60%
Number of Voters	1,545	847	2,311	1,141	653	1,112
Partisan Primary	47.36%	n/a	26.68%	n/a	32.60%	n/a
Number of Voters	1,515		906		1,107	
General Election	82.51%	n/a	81.52%	n/a	73.03%	n/a
Number of Voters	2,728		2,768		2,480	

Property Assessments

Open Book was held on June 11, 2018 and Board of Review was completed on July 17, 2018. There were no property owners who appeared before the Board. The total municipality increase was 2.72%. The chart below details the changes in assessed values by County.

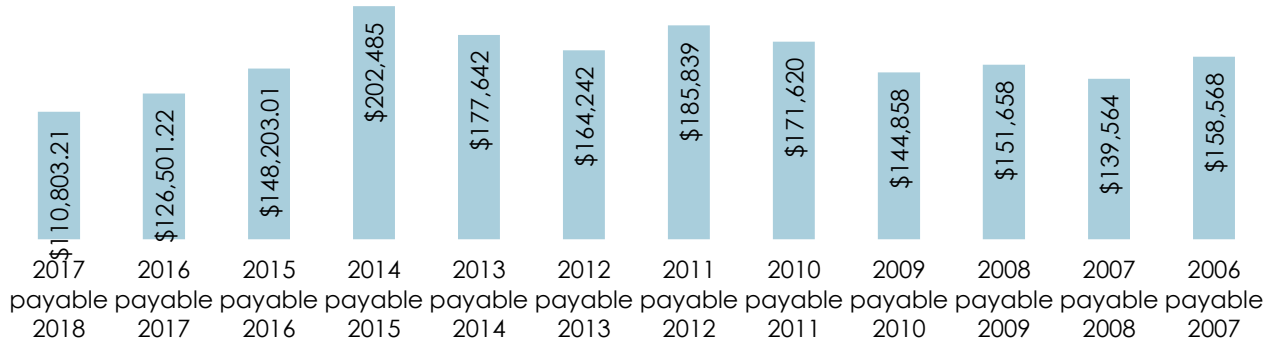
Milwaukee County	2018	2017	% Change
Residential	\$ 554,957,100	\$ 536,855,200	3.37%
Commercial	\$ 66,311,500	\$ 66,311,500	0.00%
Personal Property	\$ 2,319,400	\$ 3,480,000	-33.35%
Total	\$ 623,588,000	\$ 606,646,700	2.79%

Ozaukee County	2018	2017	% Change
Residential	\$ 25,683,700	\$ 25,457,500	0.89%
Commercial	\$ -	\$ -	0.00%
Personal Property	\$ -	\$ -	0.00%
Total	\$ 25,683,700	\$ 25,457,500	0.89%
Total Municipality	\$ 649,271,700	\$ 632,104,200	2.72%

Property Taxes

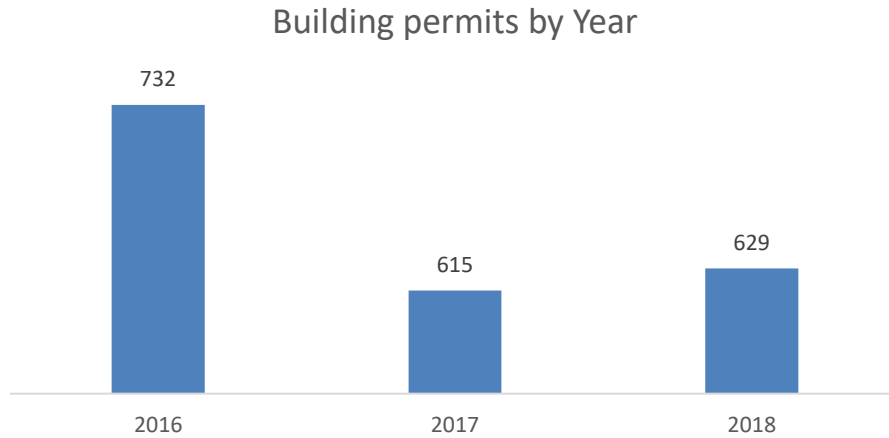
There was \$110,803.21 in delinquent tax due from Milwaukee County residents. Of that amount \$98.66 is personal property taxes and \$110,704.55 is delinquent real estate property tax. This is a 12.41% decrease over last year's amount of \$126,501.22. 100% of the Ozaukee County taxes have been received.

Delinquent Property Taxes by Year



Building Inspections

The building inspection department had a total of 629 various types of permits issued. This amount was up 2.28% from 2017, and a decrease of 14.07% from 2016.



There was a total of 43 projects brought before the Architectural Review Committee in 2018, compared to 54 in 2017.

Projects, Events and Achievements

Two Clean Up Day events were held along with 7 mini drop off events. 3.53 tons of recycling, 17 tons of garbage, 6.6 tons of GoodWill donations, 420 gallons of paint and 1,340 pounds of food for Hunger Task Force were collected.



The annual Bayside 5-K run/walk was held on September 7 with approximately 260 participants. Once again Movies in the Park was held afterwards along with a bonfire. The annual Village Picnic was held the same weekend at the new location.



2019 Top Goals

Objective 1

Identify \$300,000 in new revenue sources, operational efficiency savings, and/or collaboration with other municipalities, as well as identify and apply for \$300,000 in grants, by October 1, 2019.

Objective 2

Submit and receive GFOA Excellence in Budgeting and Comprehensive Annual Financial Report, by August 1, 2019.

Objective 3

Develop internal financial steering committee by March 1, 2019 and review and competitively bid one-third of all Village contractual services, by September 30, 2019.

Objective 4

Identify and explore, at minimum, five joint purchasing and collaboration efforts with North Shore communities for operations, capital projects, and equipment, by October 1, 2019.